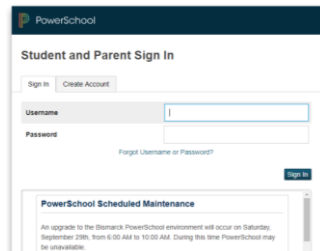
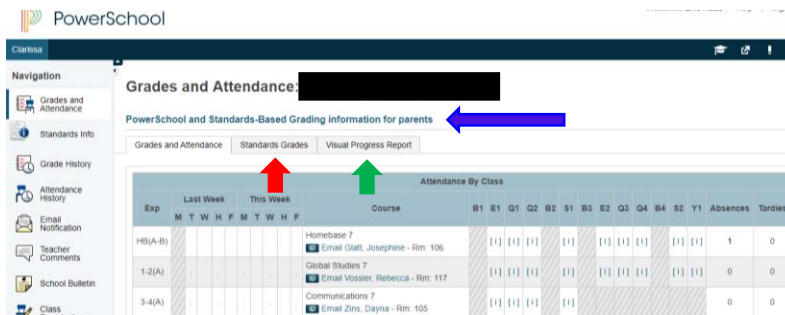




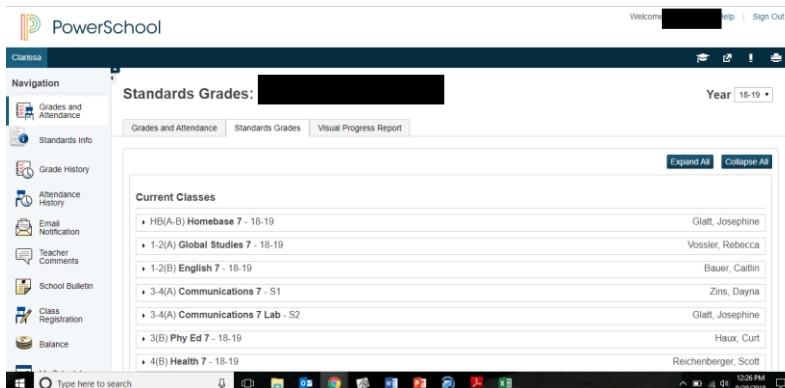
Go to www.bismarskschools.org and click on the PowerSchool icon in the top right.



Use PowerSchool login information to login.



This is where you can view your child's attendance. On the left is your navigation bar. Use the navigation to help navigate through the different parts of PowerSchool for your child. To view grades by standard you can click on the Standards Grades tab (red arrow). To view your child's progress reports click on the Visual Progress Report tab (green arrow). By clicking on PowerSchool and Standards-Based Grading Information for parents (blue arrow) you will be able to scroll through and find tutorials to help navigate PowerSchool. These videos can also be found by using this link Bit.ly/BSPowerschool. If you have not set up your account there is a tutorial to assist in setup.



Under the standard grades tab you can view the various subjects. By clicking on the black triangle it will expand the standards into the sub standards and provide more detail.

HB(A-B) Homebase 7 - 18-19											Glatt, Josephine
1-2(A) Global Studies 7 - 18-19											Vossler, Rebecca
Standards	Q1	Q2	E1	S1	Q3	Q4	E2	S2	Y1	Trend	
BPS-MS.2Rs The 2 Rs of Middle School Success	3			3					3		
BPS-MS.2Rs.1 - [2Rs-MS.1] Domain: Be Responsible	3			3					3	█	
BPS-MS.2Rs.2 - [2Rs-MS.2] Domain: Be Respectful	3			3					3	█	
SST-07 Grade 7 Social Studies Standards (Comment Only)	--			--					--		
SST-07.1 - Standard 1: Skills and Resources	3			3					3	↓	
SST-07.1.06 - (SST 1.06) Use maps to solve problems involving location, scale, geographical	3			3					3	↑	
SST-07.2 - Standard 2: Important Historical Events	3			3					3		
SST-07.2.02 - (SST 2.02) Describe events and issues affecting the world today	3			3					3	█	
SST-07.5 - Standard 5: Concepts of Geography	3			3					3		
SST-07.5.01 -(SST 5.01) Identify current countries and principal physical features of the wo	3			3					3	█	
1-2(B) English 7 - 18-19											Bauer, Caitlin

Here is what the standard looks like when it is broken down. The green up arrows represent an upward trend in proficiency. The red down arrows represent a downward trend in proficiency. The black lines represent a consistent performance at the indicated proficiency level.

Health 7		Reichenberger, Scott				Target		
Identifier	Standard	Developing			Prof	Advanced		
▶ HTL-MS.1	- Standard 1: Growth and Development					●		
▼ HTL-MS.2	- Standard 2: Personal Health				●			
HTL-MS.2.01	1, (HTL 2.01) Develop strategies for managing stress in their own lives				●			
Comment:								

Under the Visual Progress Report tab you can access your child's progress report at any time to view performance. You no longer need to wait for a printed copy to be sent home at the end of the trimester. Numerical scores have been translated to dots on a scale to represent your child's current level of proficiency. Inside the blue box you can find a key to help you with what each dot represents. Each subject report defaults to the main ideas or domains from each set of standards. Again, you can click the black triangle next to any standard to drill down into sub standards when you want more detailed information about your child's understanding.